

# CONSOLIDATED MUNICIPAL/COUNTY CERTIFICATION OF RETURNS FOR:

- ( ) SPECIAL ELECTION
- ( X ) GENERAL ELECTION
- ( ) RUNOFF ELECTION

November 7, 2017

Date

CHAMBLEE

Municipality/County

**Instructions:** Prepare and print (4) copies of the Election Summary (county consolidated vote totals report that is generated by GEMS). Attach copies of this consolidated certification report as follows:

1. White sheet is attached to Election Summary and returned to Secretary of State.
2. Yellow sheet is attached to Election Summary and maintained by Superintendent.
3. Pink sheet is attached to Election Summary and sent to Clerk of Superior Court.
4. Goldenrod Copy is attached to Election Summary and immediately posted at the City Hall ( city) or Courthouse (county)

**ELECTION SUMMARY MUST BE ATTACHED TO THIS FORM**

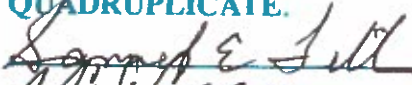




**WRITE-IN VOTES:** Record total number of votes received by all qualified write-in candidates. Votes recorded here are the write-in totals from Direct Record Electronic Machines and Optical Scan Absentee/Provisional Ballots.

**WRITE-IN CANDIDATES**  
(Insert Titles of Offices and Names of Candidates)

Insert Vote Totals On Blanks Below:

_____	_____	Votes
_____	_____	Votes
_____	_____	Votes
_____	_____	Votes
_____	_____	Votes
_____	_____	Votes
_____	_____	Votes

We, the undersigned Superintendent of Elections and his/her Assistants, do jointly and severally certify that the attached Election Summary is a true and correct count of the votes cast in this City/County, and that the above listed Write-In Votes constitute all votes cast for qualified Write-In Candidates on Direct Record Electronic Machines and Optical Scan Absentee/Provisional Ballots. In TESTIMONY WHEREOF, We have hereunto set our hands and seals this 13th day of November, 2017. **SIGNED IN QUADRUPPLICATE.**

 Assistant  
 Assistant  
 Assistant  
 Assistant  
 Assistant

DEKALB COUNTY BOARD OF  
REGISTRATION & ELECTIONS

Superintendent Of Elections

# Election Summary Report

DeKalb County

State of Georgia General Municipal and Special Election

November 7, 2017

Summary For City of Chamblee (121), Multiple Counters, All Races  
Official and Complete

Date: 11/14/17

Time: 10:43:38

Page: 1 of 2

Registered Voters 10989 - Cards Cast 1959 17.83%

Num. Report Precinct 4 - Num. Reporting 4 100.00%

Mayor - Chamblee						
	Polling	ABM	AIP1	PRO	Total	
Number of Precincts	4	4	4	4	4	
Precincts Reporting	4	4	4	4	4	100.0 %
Times Counted (Reg. Voters 10989)	1834	31	93	1	1959	17.8 %
Total Votes	1811	30	92	0	1933	
R. ERIC CLARKSON (I)	979	14	49	0	1042	53.91%
VAN PAPPAS	821	16	41	0	878	45.42%
Write-in Votes	11	0	2	0	13	0.67%

City Council - At Large - Chamblee						
	Polling	ABM	AIP1	PRO	Total	
Number of Precincts	4	4	4	4	4	
Precincts Reporting	4	4	4	4	4	100.0 %
Times Counted (Reg. Voters 10989)	1834	31	93	1	1959	17.8 %
Total Votes	1524	24	80	0	1628	
BRIAN K. MOCK (I)	1487	24	76	0	1587	97.48%
Write-in Votes	37	0	4	0	41	2.52%

City Council - D1 - Chamblee						
	Polling	ABM	AIP1	PRO	Total	
Number of Precincts	4	4	4	4	4	
Precincts Reporting	4	4	4	4	4	100.0 %
Times Counted (Reg. Voters 10989)	1834	31	93	1	1959	17.8 %
Total Votes	1519	26	80	0	1625	
JOHN MESA (I)	1462	26	77	0	1565	96.31%
Write-in Votes	57	0	3	0	60	3.69%

DeKalb - Equalized Homestead						
	Polling	ABM	AIP1	PRO	Total	
Number of Precincts	4	4	4	4	4	
Precincts Reporting	4	4	4	4	4	100.0 %
Times Counted (Reg. Voters 10989)	1834	31	93	1	1959	17.8 %
Total Votes	1749	30	91	1	1871	
YES	1147	18	64	0	1229	65.69%
NO	602	12	27	1	642	34.31%

SPLOST						
	Polling	ABM	AIP1	PRO	Total	
Number of Precincts	4	4	4	4	4	
Precincts Reporting	4	4	4	4	4	100.0 %
Times Counted (Reg. Voters 10989)	1834	31	93	1	1959	17.8 %
Total Votes	1665	25	92	0	1782	
YES	1020	15	63	0	1098	61.62%
NO	645	10	29	0	684	38.38%

Election Summary Report

DeKalb County

State of Georgia General Municipal and Special Election

November 7, 2017

Summary For City of Chamblee (121), Multiple Counters, All Races  
Official and Complete

Date:11/14/17

Time:10:43:38

Page:2 of 2

Registered Voters 10989 - Cards Cast 1959 17.83%

Num. Report Precinct 4 - Num. Reporting 4 100.00%

DeKalb Homestead Exemption - SPECIAL

	Polling	ABM	AIP1	PRO	Total	
Number of Precincts	4	4	4	4	4	
Precincts Reporting	4	4	4	4	4	100.0 %
Times Counted (Reg. Voters 10989)	1834	31	93	1	1959	17.8 %
Total Votes	1693	27	91	0	1811	
YES	1186	18	72	0	1276	70.46%
NO	507	9	19	0	535	29.54%

Statement of Votes Cast  
 DeKalb County  
 State of Georgia General Municipal and Special Election  
 November 7, 2017  
 SOVC For City of Chamblee (121), Multiple Counters, All Races  
 Official and Complete

	TURN OUT		
	Reg. Voters	Cards Cast	% Turnout
Jurisdiction Wide			
CHAMBLEE (CHA)			
Polling	1558	223	14.31%
Absentee by Mail	1558	0	0.00%
Advance in Person I	1558	6	0.39%
Provisional	1558	0	0.00%
Total	1558	229	14.70%
CHAMBLEE 2 (CHA)			
Polling	2360	601	25.47%
Absentee by Mail	2360	8	0.34%
Advance in Person I	2360	36	1.53%
Provisional	2360	0	0.00%
Total	2360	645	27.33%
DRESDEN ELEM (CHA)			
Polling	4261	526	12.34%
Absentee by Mail	4261	15	0.35%
Advance in Person I	4261	28	0.66%
Provisional	4261	1	0.02%
Total	4261	570	13.38%
HUNTLE HILL ELEM (CHA)			
Polling	2810	484	17.22%
Absentee by Mail	2810	8	0.28%
Advance in Person I	2810	23	0.82%
Provisional	2810	0	0.00%
Total	2810	515	18.33%
Total			
Polling	10989	1834	16.69%
Absentee by Mail	10989	31	0.28%
Advance in Person I	10989	93	0.85%
Provisional	10989	1	0.01%
Total	10989	1959	17.83%

**Statement of Votes Cast**  
**DeKalb County**  
**State of Georgia General Municipal and Special Election**  
**November 7, 2017**  
**SOVC For City of Chamblee (121), Multiple Counters, All Races**  
**Official and Complete**

Mayor - Chamblee

Jurisdiction Wide	Reg. Voters	Times Counted	Total Votes	R. ERIC CLARKSON (1)	VAN PAPPAS	Write-In Votes
<b>CHAMBLEE (CHA)</b>						
Polling	1558	223	219	126 57.53%	93 42.47%	0 0.00%
Absentee by Mail	1558	0	0	0 -	0 -	0 -
Advance in Person I	1558	6	6	2 33.33%	3 50.00%	1 16.67%
Provisional	1558	0	0	0 -	0 -	0 -
<b>Total</b>	<b>1558</b>	<b>229</b>	<b>225</b>	<b>128 56.89%</b>	<b>96 42.67%</b>	<b>1 0.44%</b>
<b>CHAMBLEE 2 (CH2)</b>						
Polling	2360	601	598	347 58.03%	249 41.64%	2 0.33%
Absentee by Mail	2360	8	8	2 25.00%	6 75.00%	0 0.00%
Advance in Person I	2360	36	36	21 58.33%	14 38.89%	1 2.78%
Provisional	2360	0	0	0 -	0 -	0 -
<b>Total</b>	<b>2360</b>	<b>645</b>	<b>642</b>	<b>370 57.63%</b>	<b>269 41.90%</b>	<b>3 0.47%</b>
<b>DRESDEN ELEM (CH1A)</b>						
Polling	4261	526	515	301 58.45%	207 40.19%	7 1.36%
Absentee by Mail	4261	15	15	8 53.33%	7 46.67%	0 0.00%
Advance in Person I	4261	28	27	15 55.56%	12 44.44%	0 0.00%
Provisional	4261	1	0	0 -	0 -	0 -
<b>Total</b>	<b>4261</b>	<b>570</b>	<b>557</b>	<b>324 58.17%</b>	<b>226 40.57%</b>	<b>7 1.26%</b>
<b>HUNTLE HILL ELEM (CHA)</b>						
Polling	2810	484	479	205 42.80%	272 56.78%	2 0.42%
Absentee by Mail	2810	8	7	4 57.14%	3 42.86%	0 0.00%
Advance in Person I	2810	23	23	11 47.83%	12 52.17%	0 0.00%
Provisional	2810	0	0	0 -	0 -	0 -
<b>Total</b>	<b>2810</b>	<b>515</b>	<b>509</b>	<b>220 43.22%</b>	<b>287 56.39%</b>	<b>2 0.39%</b>
<b>10989</b>		<b>1834</b>	<b>1811</b>	<b>979 54.06%</b>	<b>821 45.33%</b>	<b>11 0.61%</b>
Absentee by Mail	10989	31	30	14 46.67%	16 53.33%	0 0.00%
Advance in Person I	10989	93	92	49 53.26%	41 44.57%	2 2.17%
Provisional	10989	1	0	0 -	0 -	0 -
<b>Total</b>	<b>10989</b>	<b>1959</b>	<b>1933</b>	<b>1042 53.91%</b>	<b>878 45.42%</b>	<b>13 0.67%</b>

**Statement of Votes Cast**  
**DeKalb County**  
**State of Georgia General Municipal and Special Election**  
**November 7, 2017**  
**SOVC For City of Chamblee (121), Multiple Counters, All Races**  
**Official and Complete**

City Council - At Large - Chamblee

Jurisdiction Wide	Reg. Voters	Times Counted	Total Votes		BRIAN K. MOCK (I)	Write-In Votes	
			Total Votes	%			
<b>CHAMBLEE (CHA)</b>							
Polling	1558	223	191	181	94.76%	10	5.24%
Absentee by Mail	1558	0	0	0	-	0	-
Advance in Person I	1558	6	4	2	50.00%	2	50.00%
Provisional	1558	0	0	0	-	0	-
<b>Total</b>	<b>1558</b>	<b>229</b>	<b>195</b>	<b>183</b>	<b>93.85%</b>	<b>12</b>	<b>6.15%</b>
<b>CHAMBLEE 2 (CH2)</b>							
Polling	2360	601	505	497	98.42%	8	1.58%
Absentee by Mail	2360	8	5	5	100.00%	0	0.00%
Advance in Person I	2360	36	32	32	100.00%	0	0.00%
Provisional	2360	0	0	0	-	0	-
<b>Total</b>	<b>2360</b>	<b>645</b>	<b>542</b>	<b>534</b>	<b>98.52%</b>	<b>8</b>	<b>1.48%</b>
<b>DRESDEN ELEM (CHE)</b>							
Polling	4261	526	439	428	97.49%	11	2.51%
Absentee by Mail	4261	15	14	14	100.00%	0	0.00%
Advance in Person I	4261	28	23	22	95.65%	1	4.35%
Provisional	4261	1	0	0	-	0	-
<b>Total</b>	<b>4261</b>	<b>570</b>	<b>476</b>	<b>464</b>	<b>97.48%</b>	<b>12</b>	<b>2.52%</b>
<b>HUNTLE HILL ELEM (CHI)</b>							
Polling	2810	484	389	381	97.94%	8	2.06%
Absentee by Mail	2810	8	5	5	100.00%	0	0.00%
Advance in Person I	2810	23	21	20	95.24%	1	4.76%
Provisional	2810	0	0	0	-	0	-
<b>Total</b>	<b>2810</b>	<b>515</b>	<b>415</b>	<b>406</b>	<b>97.83%</b>	<b>9</b>	<b>2.17%</b>
<b>Total</b>	<b>10989</b>	<b>1834</b>	<b>1524</b>	<b>1487</b>	<b>97.57%</b>	<b>37</b>	<b>2.43%</b>
Absentee by Mail	10989	31	24	24	100.00%	0	0.00%
Advance in Person I	10989	93	80	76	95.00%	4	5.00%
Provisional	10989	1	0	0	-	0	-
<b>Total</b>	<b>10989</b>	<b>1959</b>	<b>1628</b>	<b>1587</b>	<b>97.48%</b>	<b>41</b>	<b>2.52%</b>

Statement of Votes Cast  
 DeKalb County  
 State of Georgia General Municipal and Special Election  
 November 7, 2017  
 SOVC For City of Chamblee (121), Multiple Counters, All Races  
 Official and Complete

City Council - D1 - Chamblee

	Reg. Voters	Times Counted	Total Votes	JOHN MESA (1)	Write-In Votes
<b>Jurisdiction Wide</b>					
<b>CHAMBLEE (CHA)</b>					
Polling	1558	223	189	181 95.77%	8 4.23%
Absentee by Mail	1558	0	0	0 -	0 -
Advance in Person I	1558	6	4	2 50.00%	2 50.00%
Provisional	1558	0	0	0 -	0 -
<b>Total</b>	<b>1558</b>	<b>229</b>	<b>193</b>	<b>183 94.82%</b>	<b>10 5.18%</b>
<b>CHAMBLEE 2 (CHIA)</b>					
Polling	2360	601	510	487 95.49%	23 4.51%
Absentee by Mail	2360	8	5	5 100.00%	0 0.00%
Advance in Person I	2360	36	32	32 100.00%	0 0.00%
Provisional	2360	0	0	0 -	0 -
<b>Total</b>	<b>2360</b>	<b>645</b>	<b>547</b>	<b>524 95.80%</b>	<b>23 4.20%</b>
<b>DRESDEN ELEM (CHIA)</b>					
Polling	4261	526	433	418 96.54%	15 3.46%
Absentee by Mail	4261	15	14	14 100.00%	0 0.00%
Advance in Person I	4261	28	24	23 95.83%	1 4.17%
Provisional	4261	1	0	0 -	0 -
<b>Total</b>	<b>4261</b>	<b>570</b>	<b>471</b>	<b>455 96.60%</b>	<b>16 3.40%</b>
<b>HUNTLE HILL ELEM (CHA)</b>					
Polling	2810	484	387	376 97.16%	11 2.84%
Absentee by Mail	2810	8	7	7 100.00%	0 0.00%
Advance in Person I	2810	23	20	20 100.00%	0 0.00%
Provisional	2810	0	0	0 -	0 -
<b>Total</b>	<b>2810</b>	<b>515</b>	<b>414</b>	<b>403 97.34%</b>	<b>11 2.66%</b>
<b>Total</b>					
Polling	10989	1834	1519	1462 96.25%	57 3.75%
Absentee by Mail	10989	31	26	26 100.00%	0 0.00%
Advance in Person I	10989	93	80	77 96.25%	3 3.75%
Provisional	10989	1	0	0 -	0 -
<b>Total</b>	<b>10989</b>	<b>1959</b>	<b>1625</b>	<b>1565 96.31%</b>	<b>60 3.69%</b>

**Statement of Votes Cast**  
**DeKalb County**  
**State of Georgia General Municipal and Special Election**  
**November 7, 2017**  
**SOVC For City of Chamblee (121), Multiple Counters, All Races**  
**Official and Complete**

DeKalb - Equalized Homestead

Jurisdiction Wide	Reg. Voters	Times Counted	Total Votes		NO
			YES	NO	
<b>CHAMBLEE (CHA)</b>					
Polling	1558	223	211	141	66.82%
Absentee by Mail	1558	0	0	0	-
Advance in Person I	1558	6	6	5	83.33%
Provisional	1558	0	0	0	-
<b>Total</b>	1558	229	217	146	67.28%
<b>CHAMBLEE 2 (CHIA)</b>					
Polling	2360	601	565	375	66.37%
Absentee by Mail	2360	8	7	2	28.57%
Advance in Person I	2360	36	34	24	70.59%
Provisional	2360	0	0	0	-
<b>Total</b>	2360	645	606	401	66.17%
<b>DRESDEN ELEM (CHIA)</b>					
Polling	4261	526	512	336	65.63%
Absentee by Mail	4261	15	15	11	73.33%
Advance in Person I	4261	28	28	22	78.57%
Provisional	4261	1	1	0	0.00%
<b>Total</b>	4261	570	556	369	66.37%
<b>HUNTLE HILL ELEM (CHIA)</b>					
Polling	2810	484	461	295	63.99%
Absentee by Mail	2810	8	8	5	62.50%
Advance in Person I	2810	23	23	13	56.52%
Provisional	2810	0	0	0	-
<b>Total</b>	2810	515	492	313	63.62%
<b>Total</b>	10989	1834	1749	1147	65.58%
Absentee by Mail	10989	31	30	18	60.00%
Advance in Person I	10989	93	91	64	70.33%
Provisional	10989	1	1	0	0.00%
<b>Total</b>	10989	1959	1871	1229	65.69%
				642	34.31%



**Statement of Votes Cast**  
**DeKalb County**  
 State of Georgia General Municipal and Special Election  
 November 7, 2017  
 SOVC For City of Chamblee (121), Multiple Counters, All Races  
 Official and Complete

SPLOST

Jurisdiction	Reg. Voters	Times Counted	Total Votes		NO
			YES	NO	
<b>Jurisdiction Wide</b>					
<b>CHAMBLEE (CHA)</b>					
Polling	1558	223	203	126	62.07%
Absentee by Mail	1558	0	0	0	-
Advance in Person 1	1558	6	6	5	83.33%
Provisional	1558	0	0	0	-
<b>Total</b>	1558	229	209	131	62.68%
<b>CHAMBLEE 2 (CHA)</b>					
Polling	2360	601	534	329	61.61%
Absentee by Mail	2360	8	7	2	28.57%
Advance in Person 1	2360	36	36	26	72.22%
Provisional	2360	0	0	0	-
<b>Total</b>	2360	645	577	357	61.87%
<b>DRESDEN ELEM (CHA)</b>					
Polling	4261	526	488	297	60.86%
Absentee by Mail	4261	15	11	9	81.82%
Advance in Person 1	4261	28	27	18	66.67%
Provisional	4261	1	0	0	-
<b>Total</b>	4261	570	526	324	61.60%
<b>HUNTLE HILL ELEM (CHA)</b>					
Polling	2810	484	440	268	60.91%
Absentee by Mail	2810	8	7	4	57.14%
Advance in Person 1	2810	23	23	14	60.87%
Provisional	2810	0	0	0	-
<b>Total</b>	2810	515	470	286	60.85%
<b>Total</b>	10989	1834	1665	1020	61.26%
Polling	10989	31	25	15	60.00%
Absentee by Mail	10989	93	92	63	68.48%
Advance in Person 1	10989	1	0	0	-
Provisional	10989	1959	1782	1098	61.62%
<b>Total</b>	10989	1959	1782	1098	61.62%

684 38.38%

**Statement of Votes Cast**  
**DeKalb County**  
**State of Georgia General Municipal and Special Election**  
**November 7, 2017**  
**SOVC For City of Chamblee (121), Multiple Counters, All Races**  
**Official and Complete**

DeKalb Homestead Exemption - SPECIAL

Jurisdiction Wide	Reg. Voters	Times Counted	Total Votes		NO
			YES	NO	
<b>CHAMBLEE (CHA)</b>					
Polling	1558	223	209	147	70.33%
Absentee by Mail	1558	0	0	0	-
Advance in Person I	1558	6	6	5	83.33%
Provisional	1558	0	0	0	16.67%
<b>Total</b>	<b>1558</b>	<b>229</b>	<b>215</b>	<b>152</b>	<b>70.70%</b>
<b>CHAMBLEE 2 (CHA)</b>					
Polling	2360	601	544	384	70.59%
Absentee by Mail	2360	8	8	4	50.00%
Advance in Person I	2360	36	34	27	79.41%
Provisional	2360	0	0	0	-
<b>Total</b>	<b>2360</b>	<b>645</b>	<b>586</b>	<b>415</b>	<b>70.82%</b>
<b>DRESDEN ELEM (CHA)</b>					
Polling	4261	526	497	351	70.62%
Absentee by Mail	4261	15	12	9	75.00%
Advance in Person I	4261	28	28	23	82.14%
Provisional	4261	1	0	0	-
<b>Total</b>	<b>4261</b>	<b>570</b>	<b>537</b>	<b>383</b>	<b>71.32%</b>
<b>HUNTLE HILL ELEM (CHA)</b>					
Polling	2810	484	443	304	68.62%
Absentee by Mail	2810	8	7	5	71.43%
Advance in Person I	2810	23	23	17	73.91%
Provisional	2810	0	0	0	-
<b>Total</b>	<b>2810</b>	<b>515</b>	<b>473</b>	<b>326</b>	<b>68.92%</b>
<b>Total</b>	<b>10989</b>	<b>1834</b>	<b>1693</b>	<b>1186</b>	<b>70.05%</b>
Absentee by Mail	10989	31	27	18	66.67%
Advance in Person I	10989	93	91	72	79.12%
Provisional	10989	1	0	0	-
<b>Total</b>	<b>10989</b>	<b>1959</b>	<b>1811</b>	<b>1276</b>	<b>70.46%</b>
<b>Total</b>				<b>535</b>	<b>29.54%</b>